


## LITHIUM-ION RECHARGEABLE BATTERY

**■ CELL SPECIFICATIONS**

|                                    |                      |                                       |
|------------------------------------|----------------------|---------------------------------------|
| Shape / Can material               | Prismatic / Aluminum |                                       |
| Typical Capacity                   | 1960mAh              |                                       |
| Minimum Capacity                   | 1900mAh              |                                       |
| Nominal Capacity                   | 1900mAh              |                                       |
| Nominal Voltage                    | 3.7V                 |                                       |
| Charge Voltage                     | 4.2V $\pm$ 0.05V     |                                       |
| Charge Current<br>(Recommendation) | Less than 1400mA     |                                       |
| Charge Time                        | 3 hrs                |                                       |
| Discharging current (Max.)         | 2.5A ( $\leq$ 45 °C) |                                       |
|                                    | 2.0A ( $\leq$ 60 °C) |                                       |
| Discharge Cutoff Voltage           | 3.0V                 |                                       |
| Temperature                        | Charge               | 0°C to 45°C                           |
|                                    | Discharge            | -20°C to 60°C                         |
|                                    | Storage              | -20°C to 60°C                         |
| Weight (Max.)                      | 41.5g                |                                       |
| Dimensions                         | Thickness*           | *10.5+0.3/-0.3 mm<br>**11.5 mm (Max.) |
|                                    | Width (Max.)         | 34mm                                  |
|                                    | Height (Max.)        | 50mm                                  |
| Tab Dimensions<br>(Positive)       | 5 x 20 mm            |                                       |
| Energy                             | Volumetric           | 403 Wh/l                              |
| Density                            | Gravimetric          | 178 Wh/kg                             |

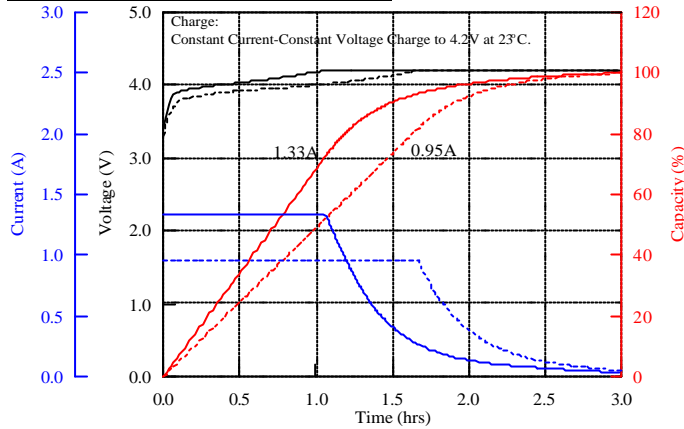


\*Thickness at shipping state

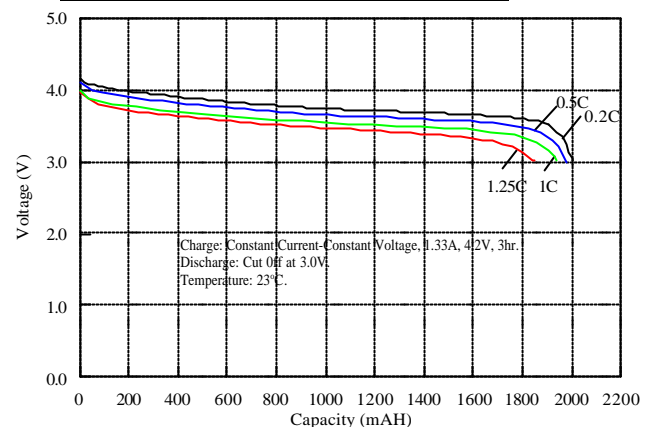
\*\*Thickness after 300 cycles.

**Note:** The **ICP103450CA** prismatic cell consists of a lithium cobalt oxide positive electrode and a graphitic carbon negative electrode providing 3.7volts and 2000mAh. This cell design requires pack control circuitry. Various protection circuit modules are available for applications of multiple series and parallel configurations. For multi-cell application, the over-current protective devices (PTC or thermal fuse) is **NEEDED** on each cell or between cells connected in parallel. In order to ensure safe use of cell, be sure to consult with **E-One Moli Energy** regarding charging and discharging specifications and contact **E-One Moli Energy** in advance when designing a device with this cell.

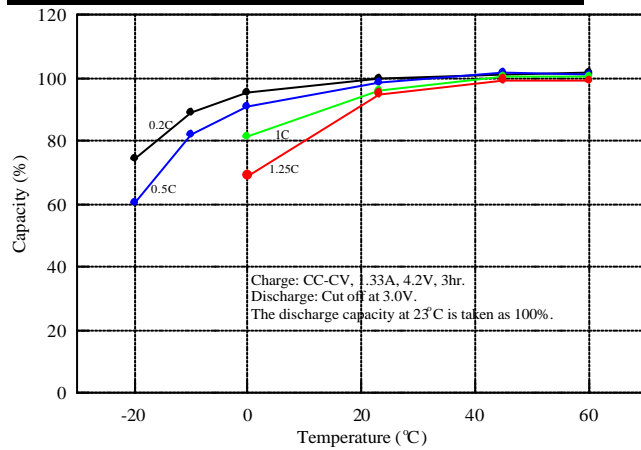
**Charge Characteristics**



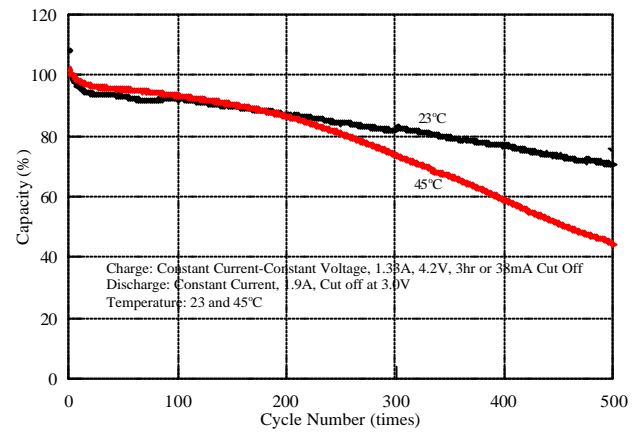
**Discharge Rate Characteristics**



**Discharge Temperature Characteristics**



**Cycle Characteristics**



**MoliceI ICP103450CA Applications:**

- \* Notebook
- \* DSC
- \* Personal medical player
- \* PDA
- \* MP3 player
- \* Portable VCD/DVD player
- \* Portable game player
- \* HID handy flash
- \* Walky-talky

*E-One Moli Energy, a pioneer in lithium ion battery development and manufacturing in Taiwan/Canada, is capable of providing lithium ion cells with absolute safety, maturely size, high power, and long life.*

□ E-One Moli Energy Corp.  
10 Dali 2nd Rd., Shan-Hwa,  
Tainan County, Taiwan, R.O.C.  
Tel: 886-6-505-0666  
Fax: 886-6-505-0777  
<http://www.e-one.com.tw>

□ E-One Moli Energy (Canada) Ltd.  
20,000 Stewart Crescent  
Maple Ridge, B.C., Canada, V2X 9E7  
Tel: 1-604-466-6654  
Fax: 1-604-466-6600  
<http://www.molienery.co>

□ Sales & Marketing Office  
7F, 113, Sec.2, Zhung Shan N Rd.,  
Taipei, Taiwan, R.O.C.  
Tel: 886-2-2567-3500  
Fax: 886-2-2567-6500

□ Agency: