

**PG-6V210-FR**  
**6 Volt 210 A.H.**



UPS / TELECOM BATTERY

**FEATURES**

**Long Service Life**

Thick plate design and efficient gas recombination yield a service life expectancy of 10 years in standby mode.

**Low Internal Resistance**

Superb high-rate discharge characteristics ensure reliable performance in UPS and Telecom applications.

**Maintenance-Free, Non-Spillable**

Proven VRLA technology guarantees safe operation without maintenance and 'non-restricted article' status for transportation.

**Low Self-Discharge**

Lead-calcium alloy grids and use of high purity lead account for superior shelf-life characteristics permitting storage for extended periods of time.

**Designed-In Reliability**

Cutting-edge manufacturing and process control combined with meticulous quality assurance procedures guarantee consistent and dependable performance.

**PRODUCT**



CE  ISO9001  
 MH20845

**SPECIFICATIONS**

<b>Nominal Voltage</b>	6 Volt (3 cells)
<b>Nominal Capacity</b>	
20-hr. rate ( 11.3A to 5.4V)	226.0AH
10-hr. rate ( 21.0A to 5.4V)	210.0AH
8-hr. rate ( 25.0A to 5.25V)	200.0AH
5-hr. rate ( 36.1A to 5.25V)	180.5AH
3-hr. rate ( 54.6A to 5.25V)	163.8AH
1-hr. rate ( 126.0A to 4.8V)	126.0AH
<b>Approximate Weight</b>	69.0 lbs. (31.3 kg)
<b>Energy Density ( 10-hr. rate )</b>	1.61 W-hrs/in <sup>3</sup> (96.4 W-hrs/l)
<b>Specific Energy ( 10-hr. rate )</b>	18.3 W-hrs/lb (40.3 W-hrs/kg)
<b>Internal Resistance</b>	1.3 milliohms
<b>7 Min. discharge current to 4.8V</b>	630 A
<b>Terminals</b>	T8: threaded insert w. 6 mm stud fastener
<b>Shelf Life — ( % of nominal capacity at 68° F (20° C) )</b>	
1 Month	97%
3 Months	91%
6 Months	83%
<b>Operating Temperature Range</b>	
Charge	-4°F (-20°C) to 122°F (50°C)
Discharge	-4°F (-20°C) to 140°F (60°C)
<b>Case Material</b>	ABS plastic (UL94 V-O flame retardant)

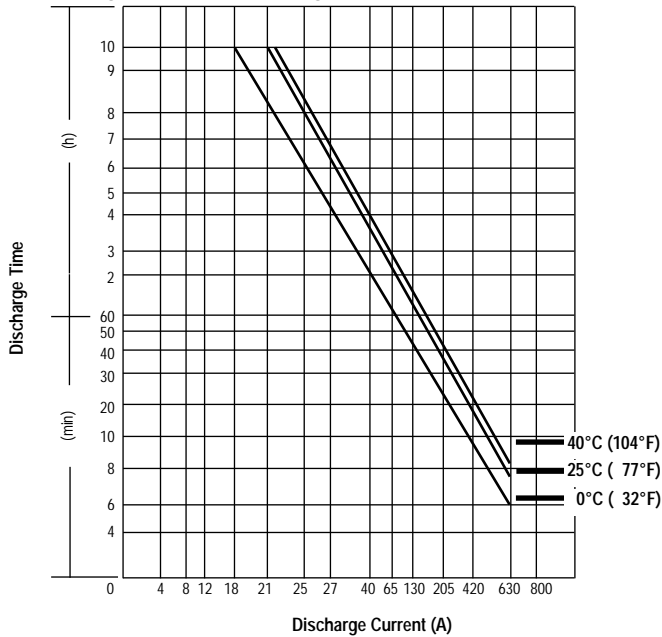
To ensure safe and efficient operation always refer to the latest edition of our Technical Manual, as published on our website.

CONSTANT CURRENT & POWER DISCHARGE RATINGS

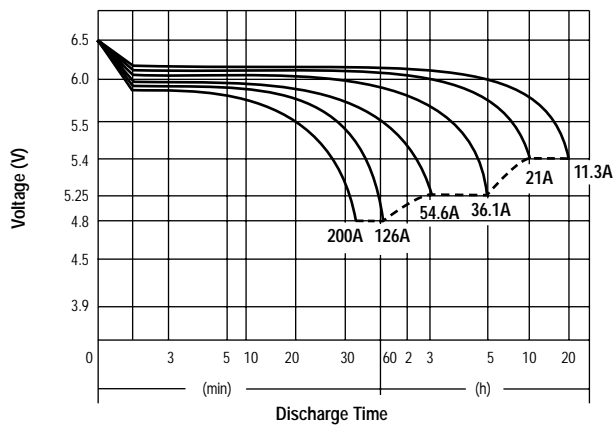
Model	Final	AMPS/WATTS PER CELL @ 25°C													
		5 min		10 min		15 min		20 min		30 min		45 min		60 min	
		A	W	A	W	A	W	A	W	A	W	A	W	A	W
6V210-FR	1.80V	386	706	330	610	286	538	253	498	206	412	149	293	120	239
	1.75V	442	805	359	658	313	585	278	503	220	427	162	320	121	241
	1.67V	506	846	413	737	361	655	304	532	233	438	161	327	126	245
	1.60V	620	1040	450	801	372.4	675	305	561	241	456	168	334	122	250

PERFORMANCE CHARACTERISTICS

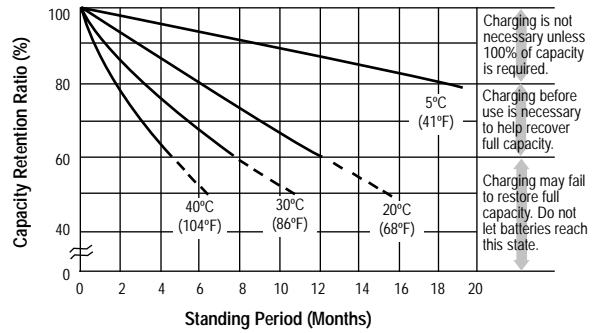
Discharge Time vs. Discharge Current



Discharge Characteristics



SELF-DISCHARGE & STORAGE

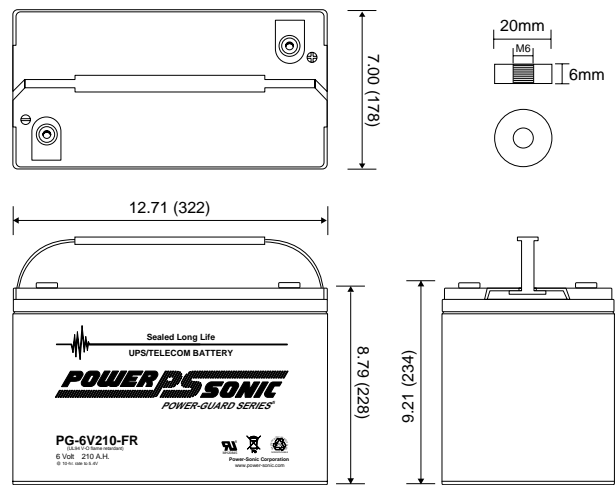


CHARGING

**Cycle Applications:** Limit initial current to 60A. Charge until battery voltage (under charge) reaches 7.20 to 7.50 volts at 68°F (20°C). Hold at 7.20 to 7.50 volts until current drops to approximately 2.1A.

**"Float" or "Stand-By" Service:** Hold battery across constant voltage source of 6.75 to 6.90 volts continuously.

PHYSICAL DIMENSIONS



**CORPORATE OFFICE**  
 7550 Panasonic Way  
 San Diego, CA 92154 USA  
 Tel: +1-619-661-2020 Fax: +1-619-661-3650  
 national-sales@power-sonic.com

**CUSTOMER SERVICE**  
 Tel: +1-619-661-2030  
 Fax: +1-619-661-3648  
 customer-service@power-sonic.com

**SALES / INTERNATIONAL**  
 Tel: +1-650-364-5001  
 Fax: +1-650-366-3662  
 battery@power-sonic.com  
 www.power-sonic.com