



POWERPSONIC

**RECHARGEABLE SEALED LEAD-ACID BATTERY
HIGH-RATE SERIES**

PSH-12100 FR

12 Volt 10.5 Amp. Hrs.



Features:

- Absorbent Glass Mat (AGM) technology for superior performance.
- Designed specifically for high-rate discharge (UPS) applications
- 41 Watts/cell for 15 min. of constant power
- Rugged plastic case and cover, flame retardant to UL94 V-0.
- Approved for transport by air. D.O.T., I.A.T.A., F.A.A. and C.A.B. certified.
- U.L. recognized under file number MH 20845.



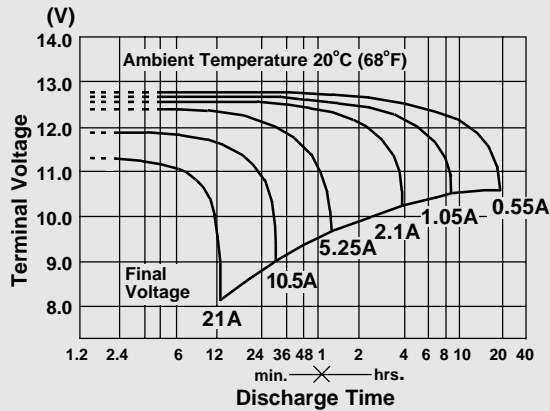
PERFORMANCE SPECIFICATIONS

Nominal Voltage	12 volts (6 cells in series)
Nominal Capacity	
20 hour rate (550mA to 10.50 volts)	10.50 A.H.
10 hour rate (980mA to 10.50 volts)	9.80 A.H.
5 hour rate (1.87A to 10.20 volts)	9.35 A.H.
1 hour rate (6.82A to 9.60 volts)	6.82 A.H.
15 min rate (21.56A to 9.00 volts)	4.30 A.H.
Approximate Weight	7.05 pounds (3.20 kg)
Energy Density (20 hour rate)	1.89 Watt-hours/cubic inch (115.6 Watt-hours/l)
Specific Energy (20 hour rate)	17.9 Watt-hours/pound (39.4 Watt-hours/kg)
Internal Resistance (Fully Charged Battery)	15 milliohms (approximately)
Maximum Discharge Current (≥ 7 Min.)	31.5 amperes
Maximum Short-Duration Discharge Current (≥ 10 Sec.)	105.0 amperes
Terminals	Standard: "F2" - Quick disconnect tabs, 0.250" x 0.032", mate with AMP. INC. FASTON "250"
Shelf Life — % of nominal capacity at 68° F (20° C)	
1 Month.....	97%
3 Months.....	91%
6 Months.....	83%
Operating Temperature Range	
Charge	-4°F (-20°C) to 122°F (50°C)
Discharge	-4°F (-20°C) to 140°F (60°C)
Case & Cover	ABS plastic (UL94 V-O flame retardant)

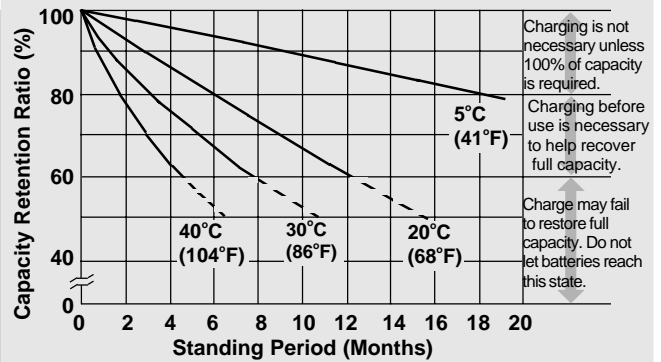
To ensure safe and efficient operation always refer to the latest edition of our Technical Manual, as published on our website.

CONSTANT POWER DISCHARGE RATINGS								
MODEL	FINAL VOLTAGE	WATTS PER CELL @ 25° C						
		5 MIN	10 MIN	15 MIN	20 MIN	30 MIN	45 MIN	60 MIN
PSH-12100	1.75	68	47	36	27	20	15.4	13
	1.70	71	52	38	29	22	16	13.2
	1.67	74	57	41	32	24	16.8	13.5

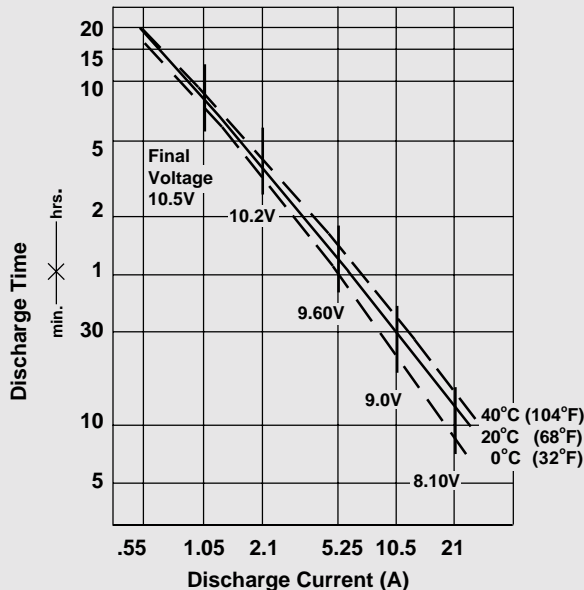
Discharge Characteristics



Shelf Life and Storage



Discharge Time vs. Discharge Current



CHARGING

Cycle Applications: Limit initial current to 3A. Charge until battery voltage (under charge) reaches 14.40 to 14.70 volts at 68°F (20°C). Hold at 14.40 to 14.70 volts until current drops to approximately 105mA.

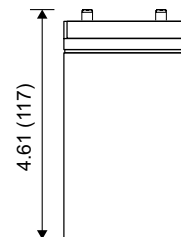

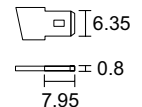
“Float” or “Stand-By” Service: Hold battery across constant voltage source of 13.50 to 13.80 volts continuously.

NOTE: Due to the self-discharge characteristics of this type of battery, it is imperative that they be charged after 6-9 months of storage, otherwise permanent loss of capacity might occur as a result of sulfation.

Physical Dimensions: in. (mm)



Terminals:
F2 (mm)



All data subject to change without notice.

Tolerances are +/- 0.04 in. (+/- 1mm) and +/- 0.08 in. (+/- 2mm) for height dimensions.



CORPORATE OFFICE
7550 Panasonic Way
San Diego, CA 92154 USA
Tel: +1-619-661-2020
Fax: +1-619-661-3650
national-sales@power-sonic.com

CUSTOMER SERVICE
Tel: +1-619-661-2030
Fax: +1-619-661-3648
customer-service@power-sonic.com

SALES / INTERNATIONAL
Tel: +1-650-364-5001
Fax: +1-650-366-3662
battery@power-sonic.com

www.power-sonic.com