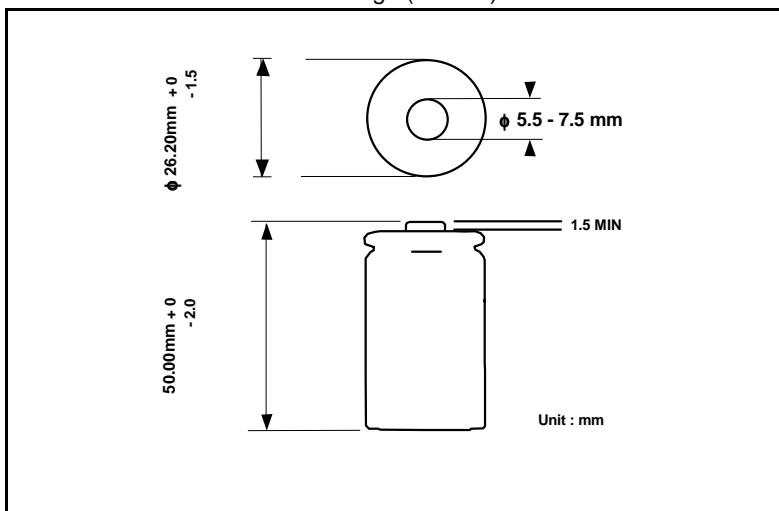


# GP Batteries

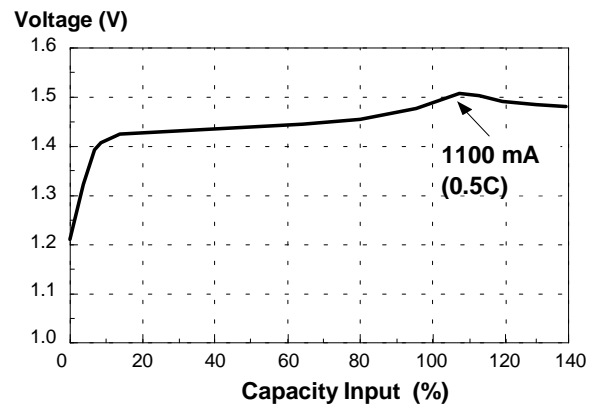
## Data Sheet

Model No.: GP220CH

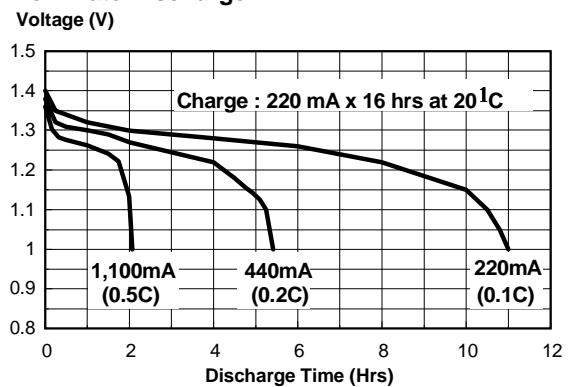
Type	: Rechargeable Nickel Metal Hydride Cylindrical Cell	
Nominal Dimension (with Sleeve)	: $\varnothing = 26.2\text{mm}$ H = 50.0mm	
Application	: Recommended discharge current 220mA to 6600mA	
Nominal Voltage	: 1.2V	
Nominal Capacity	: Minimum : 2150mAh Typical : 2200mAh when discharged at 440mA to 1.0V at 20°C	
Charging Condition	: 220mA for 16 hrs at 20°C	
Fast Charge	: 1100mA (0.5C) with charge termination control. Recommended control parameter :	
	$-\Delta V$	: 0-5mV
	dT/dt	: 0.8°C/min (0.5C)
	TCO	: 45-50°C
	Timer	: 105% nominal input (Secondary)
Service Life	: > 500 cycles (IEC standard) Up to 1000 cycles (not less than 60% of nominal at 0.1C charge / 0.2C discharge)	
Continuous Overcharge	: 220mA maximum current No conspicuous deformation and/or leakage	
Weight	: 61.0g	
Internal Resistance	: Average 30m $\Omega$ upon fully charged (Range : 20-40m $\Omega$ ) at 1000Hz	
Max. Charging Voltage	: 1.5V at 220mA charging	
Ambient Temperature Range	Standard Charging	: 0°C to 40°C
	Fast Charging	: 10°C to 40°C
	Discharging	: -20°C to 50°C
	Storage	: -20°C to 35°C
	Storage (1 week)	: -20°C to 60°C



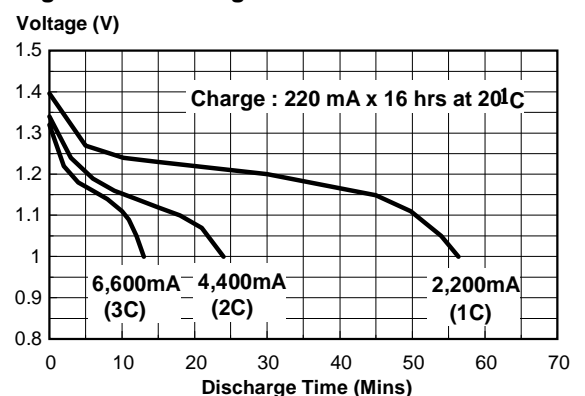
### Fast Charge (Charge Control required)



### Low Rate Discharge



### High Rate Discharge



\* The information (subject to change without prior notice) contained in this document is for reference only and should not be used as a basis for product guarantee or warranty. For application other than those described here, please consult GP Sales and Marketing Office or Distributors.